

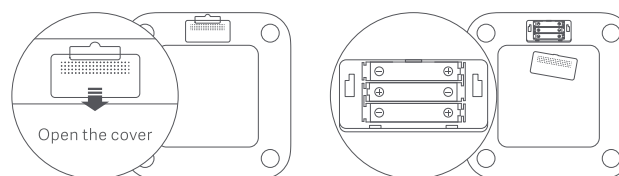
Mi Smart Scale 2 User Manual



Read this manual carefully before use and retain it for future reference.

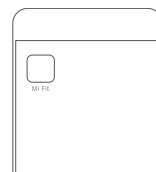
Installing the Batteries

Remove the sticker and open the battery cover, then insert three 1.5V AAA batteries as indicated by the illustration.



Installing the app

Scan the QR code to download and install the latest version of the "Mi Fit" app, or search for it in Google Play, App Store, or other third-party app stores.



6

Pairing the Scale

Open the Mi Fit app and sign in using your Mi account, then pair the scale with your account and enter your personal data according to the on-screen instructions. After pairing the scale, you can check the weighing records and weight analysis via the Mi Fit app and the Mi Home / Xiaomi Home app*.

* The app is referred to as Xiaomi Home app in Europe (except for Russia). The name of the app displayed on your device should be taken as the default.

Personal data is used to analyze your weight. To ensure the accuracy of the results, please enter accurate personal data.

Weighing People

Place the scale on a hard, flat floor.

Follow the orientation and position shown in the figure, step on the scale and stand steadily on both feet in the middle of the scale.

Once the indicated weight blinks, the weighing has been completed and the weight analysis information can be viewed on your phone.



The weight analysis information provided by this scale is for reference only and does not constitute medical advice.

7

Weighing Items

Place the scale on a hard, flat surface.

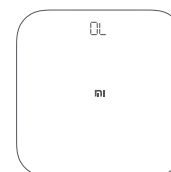
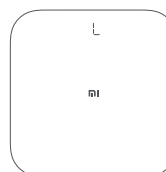
Press on the scale to turn it on. Wait until "0.00" is displayed and place the item you want to weigh onto the scale.

Moving or bumping the scale may affect the accuracy, in which case you should weigh the item again to make sure the measurement is accurate.

Alert Indications

When weighing, a blinking "L" indicates a low battery level, and you should replace the batteries as soon as possible.

When weighing, a blinking "OL" indicates the scale is overloaded beyond its maximum capacity of 150 kg.



Selecting a Weighing Unit

The scale calculates weight in kilograms (kg) by default. You can change the scale's weighing unit via the device settings in the Mi Fit app.

The scale can display weight in kilograms (kg), and pounds (lbs).

8

Precautions

1. To prevent slipping, do not place the scale on a slippery floor, and do not use it when your feet or the scale are wet.
2. Always stand in the middle of the scale, to prevent it from accidentally flipping over while weighing yourself.
3. Only use the scale in a dry environment, and do not immerse it in water.
4. Wipe the surface of the scale with a damp cloth and mild detergent to clean it. Do not use any organic solvents or other chemicals.
5. After the batteries are depleted, immediately remove them to avoid potential leaking and corrosion.
6. This scale is not recommended for persons with a pacemaker or other implanted medical devices. The accuracy of the body composition data may vary when used by professional athletes, pregnant women, and certain other individuals with special conditions.
7. You can go to Mi Fit app to experience the function of One-foot-stand with Eyes Closed Measurement. When you are feeling off balance, please be sure to open your eyes and stand on your feet firmly to prevent from accidentally flipping over and causing a fall. Anyone including children, elderly, expectant mother, and others with physical or balance disorders should use this function with caution.

Disposal and Recycling Information



The following symbol signifies that this product has to be disposed separately from ordinary household wastes at its end of life. Please kindly be aware that this is your responsibility to dispose the electronic equipment at recycling centers so as to help conserve the natural resources.

CAUTION

RISK OF EXPLOSION IF BATTERY IS REPLACED BY AN INCORRECT TYPE.
DISPOSE OF USED BATTERIES ACCORDING TO THE INSTRUCTIONS.

9

Certifications and Safety Approvals



Hereby, Anhui Huami Information Technology Co., Ltd., declares that the radio equipment type XMTZC04HM is in compliance with Directive 2014/53/EU. The full text of the EU declaration of conformity is available at the following internet address: <http://www.mi.com/global/service/support/declaration.html>

Specifications

Name: Mi Smart Scale 2
Model: XMTZC04HM
Dimensions: 280 × 280 × 22 mm
Net Weight: 1.2 kg
Weighing Range: 100 g - 150 kg
Weighing Units: kg / lbs
Increments: 0.1kg/lbs
Compatible with: Android 4.4 or iOS 9.0 (from iPhone 5S and later) and above, and Bluetooth 4.0 and above

Casing Material: Tempered glass, engineering plastic
Wireless Connectivity: Bluetooth 5.0
Operating Temperature: 0 - 40°C
Power Source: 1.5 V AAA batteries ×3
Frequency: 2402-2480MHz
Max. Output: 4 dBm

Mi Smart Scale 2

Model: XMTZC04HM
Manufactured for: Xiaomi Communications Co., Ltd.
Manufactured by: Anhui Huami Information Technology Co., Ltd.
Address: Room 1201, Building A4, National Animation Industry Base, No. 800 Wangjiang West Road, Gaoxin District, Hefei, Anhui, China
For further information, please go to www.mi.com

10